

www.packaging.si

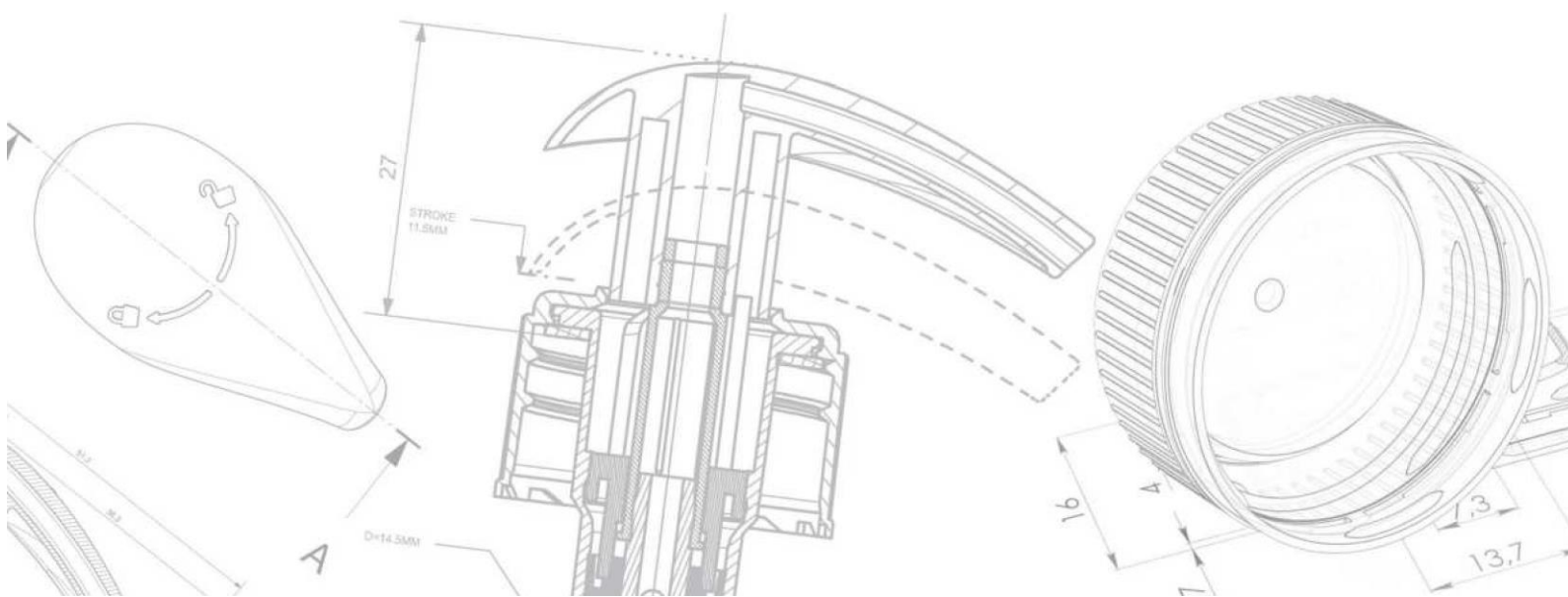
LOTION PUMPS

CAPS

MIST SPRAYER

TRIGGER SPRAYER

FOAM PUMP





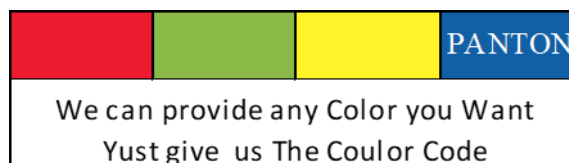
P501

Specification:

24/410 24/415

28/410 28/415

Discharge Rate: 1.00 ~ 1.50ml / T



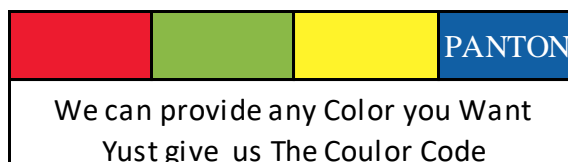
P502

Specification:



24/410 24/415

28/410 28/415

Discharge Rate: 1.00 ~ 1.50ml / T



www.packaging.si






P503

Specification:

24/410 24/415

28/410 28/415

Discharge Rate: 1.00 ~
1.50ml / T

			PANTON
We can provide any Color you Want Yust give us The Coulor Code			



P504

Specification:

24/410 24/415

28/410 28/415

Discharge Rate: 0~ 1.50ml /T




P505

Specification:

24/410 24/415

28/410 28/415

Discharge Rate: 0~ 1.50ml/T





F-501

Cap 28mm

Sealing Type:
Wadless

Wadless Sealing Type:
Bore Seal

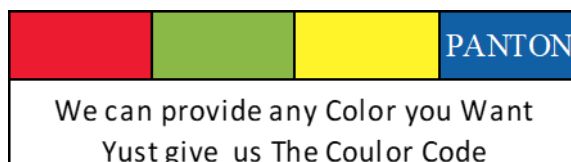


F-501U

Tall Cap 28mm

Sealing Type:
Wadless

Wadless Sealing Type:
Bore Seal



www.packaging.si

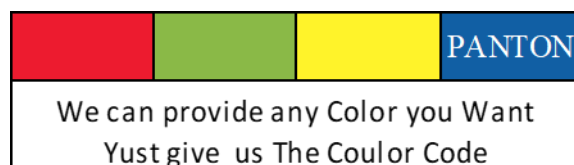


F502

Cap 28mm

Sealing Type:
Wadless

Wadless Sealing
Type:
Bore Seal





L501

Cap 28mm
Sealing Type:
Wadless





Wadless Sealing Type:
Bore Seal



L-501K

Cap with Cover 28mm
Sealing Type:
Wadless

Wadless Sealing Type:
Bore Seal

			 PANTON
We can provide any Color you Want Yust give us The Coulor Code			



K501

Cap 28mm

Sealing Type:

Wadded

Wadded Sealing Type:

EPE



K801

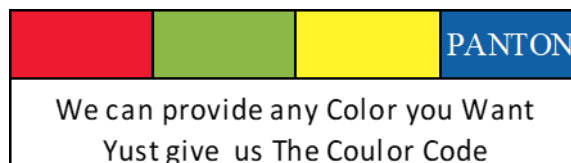
Cap 38mm

Sealing Type:

Wadded

Wadded Sealing Type:

EPE





K1001

Cap 43mm

Sealing Type:

Wadless

Wadless Sealing Type:

Bore Seal



			PANTON
We can provide any Color you Want Yust give us The Coulor Code			



S101

18mm

Sealing Type:
Wadded

Wadded Sealing Type:
TPE



We can provide any Color you Want
Yust give us The Coulor Code

K-18

Closure : 18/410

Dosage : 0.18 ml +- 0.01 ML



K-20

Closure : 20/410

Dosage : 0.18 ML +- 0.01 ML



K-24

Closure: 20/410

Dosage: 0.18 ML +/- 0.01 ML



K-28

Closure: 28/410

Dosage: 0.2 ML +/- 0.01 ML



KP-1013

Closure: 28/410 & 28/400

Dosage: 1.00 ML +/- 0.1 ML

Function: ON-OFF



KP-1010

Closure: 28/410

Dosage: 0.8 ML +/- 0.1 ML

Function : SPRAY / STREAM/ OFF





KP-1011

Closure: 28/410

Dosage: 0.8 ML +- 0.1 ML

Function: SPRAY / STREAM/ OFF



KP-1012 (24-410)

Closure: 24/410

Dosage: 0.5 ML +- 0.1ML

Closure: 24/410

Function: ON-OFF



KP-1012

Closure: 28/410

Dosage: 0.5 ML +/- 0.1 ML

Function: ON-OFF



CREAM PUMP- KSP

Closure: 24/410

Dosage: 0,2 ML +/- 0,1ML



FOAM PUMP- KYP-40

Closure: 40/400

Dosage: 1.4 ML +/- 0.1 ML

Function: OPEN – CLOSE



FOAM PUMP- KYP-43

Closure: 43/400

Dosage: 1.4 ML +/- 0.1 ML



NAIL REMOVER

Closure: 33/400

Dosage: 0.75 ML - 0.80 ML

